

# V - N o s e C a r C a r r i e r



## P O P U L A R O P T I O N S

ATP Stoneguard

Smooth White Aluminum or White Vinyl Wall Covering

ATP Checkerboard Marble or Extruded Aluminum Flooring

Electric Front Jack

D-ring Tie Downs

48" Roadside Door

Light Package



T H E B E S T N A M E B E H I N D Y O U F O R T H E L O N G H A U L


# V-Nose Car Carrier Specifications

Model		RVN85X20WT2	RVN85X22WT2	RVN85X24WT2	RVN85X26WT2	RVN85X20WT3	RVN85X22WT3	RVN85X24WT3	RVN85X26WT3	RVN85X28WT3	RVN85X28WT3
Overall	Length	21'8"	23'8"	25'8"	27'8"	21'8"	23'8"	25'8"	27'8"	29'8"	31'8"
	Width	102"	102"	102"	102"	102"	102"	102"	102"	102"	102"
	Height	103"	103"	103"	103"	103"	103"	103"	103"	103"	103"
Interior	Length	15'10"	17'10"	19'10"	21'10"	15'10"	17'10"	19'10"	21'10"	23'10"	25'10"
	Plus V-nose Length	3'6"	3'6"	3'6"	3'6"	3'6"	3'6"	3'6"	3'6"	3'6"	3'6"
	Width	96"	96"	96"	96"	96"	96"	96"	96"	96"	96"
	Height	79 1/2"	79 1/2"	79 1/2"	79 1/2"	79 1/2"	79 1/2"	79 1/2"	79 1/2"	79 1/2"	79 1/2"
Width Bet. Wheel Wells		82"	82"	82"	82"	82"	82"	82"	82"	82"	82"
Platform Height		21"	21"	21"	21"	21"	21"	21"	21"	21"	21"
Torflex EZ Lube Axles											
	Quantity	tandem	tandem	tandem	tandem	tandem	tandem	tandem	tandem	tandem	tandem
	Total Capacity	7000	7000	7000	7000	10000	10000	10000	10000	10000	10000
	Type	drop	drop	drop	drop	drop	drop	drop	drop	drop	drop
Brakes		4 wheel electric	4 wheel electric	4 wheel electric	4 wheel electric	4 wheel electric	4 wheel electric	4 wheel electric	4 wheel electric	4 wheel electric	4 wheel electric
Tire Size		ST205/R15 15"	ST205/R15 15"	ST205/R15 15"	ST205/R15 15"	ST225/R15 15"	ST225/R15 15"	ST225/R15 15"	ST225/R15 15"	ST225/R15 15"	ST225/R15 15"
Tire Load Range		C	C	C	C	D	D	D	D	D	D
Wheel Bolt Pattern		5 - 4 1/2"	5 - 4 1/2"	5 - 4 1/2"	5 - 4 1/2"	6 - 5 1/2"	6 - 5 1/2"	6 - 5 1/2"	6 - 5 1/2"	6 - 5 1/2"	6 - 5 1/2"
Hitch Ball Size		2 5/16"	2 5/16"	2 5/16"	2 5/16"	2 5/16"	2 5/16"	2 5/16"	2 5/16"	2 5/16"	2 5/16"
Hitch Height to Top of Ball		19"	19"	19"	19"	19"	19"	19"	19"	19"	19"
Hitch Weight		250	280	310	340	250	280	310	340	370	400
Curb Weight		3070	3270	3570	3770	3180	3480	3780	4080	4380	4680
GVWR		7000	7000	7000	7000	10000	10000	10000	10000	10000	10000
Payload Capacity (Avg.)		3930	3730	3430	3230	6820	6520	6220	5920	5620	5320
Rear Doors		ramp*	ramp*	ramp*	ramp*	ramp*	ramp*	ramp*	ramp*	ramp*	ramp
Camlocks		yes	yes	yes	yes	yes	yes	yes	yes	yes	yes
Rear Opening	Width	90"	90"	90"	90"	90"	90"	90"	90"	90"	90"
	Height	74 1/4"	74 1/4"	74 1/4"	74 1/4"	74 1/4"	74 1/4"	74 1/4"	74 1/4"	74 1/4"	74 1/4"
Opt. Front Ramp Door	Width	54"	54"	54"	54"	54"	54"	54"	54"	54"	54"
	Height	61"	61"	61"	61"	61"	61"	61"	61"	61"	61"
12V Male Connec.		7 way	7 way	7 way	7 way	7 way	7 way	7 way	7 way	7 way	7 way
Prefinished Aluminum Skin		.030	.030	.030	.030	.030	.030	.030	.030	.030	.030
Interior Walls		3/8" ply	3/8" ply	3/8" ply	3/8" ply	3/8" ply	3/8" ply	3/8" ply	3/8" ply	3/8" ply	3/8" ply
Interior Floor		3/4" ply	3/4" ply	3/4" ply	3/4" ply	3/4" ply	3/4" ply	3/4" ply	3/4" ply	3/4" ply	3/4" ply
Front Jack		yes	yes	yes	yes	yes	yes	yes	yes	yes	yes
DOT Lighting/Dbl Bulb		yes	yes	yes	yes	yes	yes	yes	yes	yes	yes
Safety Chains and Hooks		yes	yes	yes	yes	yes	yes	yes	yes	yes	yes
White Spoke Wheels		yes	yes	yes	yes	yes	yes	yes	yes	yes	yes
Aluminum Fender Flares		yes	yes	yes	yes	yes	yes	yes	yes	yes	yes
3rd Member in Hitch		yes	yes	yes	yes	yes	yes	yes	yes	yes	yes
Breakaway Kit		yes	yes	yes	yes	yes	yes	yes	yes	yes	yes
Beavertail		yes	yes	yes	yes	yes	yes	yes	yes	yes	yes
(2) 12V Lights & Switch		yes	yes	yes	yes	yes	yes	yes	yes	yes	yes
Curbside Door		36"	36"	36"	36"	36"	36"	36"	36"	36"	36"
White Ceiling Liner		yes	yes	yes	yes	yes	yes	yes	yes	yes	yes
Floor = 16" OC		Walls = 16" OC					Roof = 16" OC				

\* Rear Ramp Door with Spring Assist

\*\*Trailer Weights Will Vary When Optional Equipment is Added


Rev 302




Red



Indigo Blue



Black




Charcoal




Brandywine



White



Metallic Silver



Dove Gray



Forest Green



Champagne Beige

## Haulmark's Commitment to Quality

For over 20 years Haulmark has constructed the best-built trailers in America. We recognize and value the importance of strength, durability and quality and strive to give our customers nothing less.

Haulmark designs and construction reflect a tradition of total commitment to quality. Come see why Haulmark is "the best name behind you for the long haul."

800-348-7530 • [www.haulmark.com](http://www.haulmark.com)

Indiana • Pennsylvania • Utah • Georgia • Arizona

DEALER IMPRINT



Manufacturer of Steel Frame Trailers of Quality

All of the information printed was based on the latest product information available at the time of publication. Haulmark reserves the right to make changes at any time in prices, colors, materials, equipment, specifications and models and to discontinue models without notice or obligation. Photos may show optional equipment which is not a standard item on a particular unit. Please see your dealer for complete details about standard and optional equipment.

© Copyright 1998 Haulmark Industries, Inc.