

Sno-Lite



P O P U L A R O P T I O N S

Workbench and Overhead Cabinet

Smooth White Aluminum or White Vinyl Wall Covering

Aluminum Rims


Heater




THE BEST NAME BEHIND YOU FOR THE LONG HAUL

Sno-Lite Specifications

Model		AVT7X17WT2	AVT7X21WT2	AVT7X27WT2	AVT8X17DT2	AVT8X25DT2
Overall	Length	19' 8"	23' 8"	29' 8"	19' 8"	27' 8"
	Width	102"	102"	102"	102"	102"
	Height	96"	96"	96"	106"	106"
Interior	Length	11' 9"	15' 9"	21' 9"	11' 10"	19' 10"
	V-Nose	4' 8"	4' 8"	4' 8"	4' 4"	4' 4"
	Width Height	80 1/2" 72"	80 1/2" 72"	80 1/2" 72"	96" 74"	96" 74"
Platform Height		22"	22"	22"	29 1/2"	29 1/2"
Torflex EZ Lube Axles						
	Quantity	tandem	tandem	tandem	tandem	tandem
	Total Capacity	6000	6000	6000	6000	6000
	Type	drop	drop	drop	straight	straight
Brakes		4 wheel electric	4 wheel electric	4 wheel electric	4 wheel electric	4 wheel electric
Tire Size		ST205 R15	ST205 R15	ST205 R15	ST205 R14	ST205 R14
Tire Load Range		C	C	C	C	C
Wheel Bolt Pattern		5 - 4 1/2	5 - 4 1/2	5 - 4 1/2	5 - 4 1/2	5 - 4 1/2
Hitch Ball Size		2"	2"	2"	2"	2"
Hitch Height to Top of Ball		21"	21"	21"	21"	21"
Hitch Weight		160	200	260	190	260
Curb Weight		1635	2025	2600	1940	2680
GVWR		6000	6000	6000	6000	6000
Payload Capacity (Avg.)		4365	3975	3400	4060	3320
Rear Doors	Standard	Ramp	Ramp	Ramp	Ramp	Ramp
Front Ramp		60"	60"	60"	60"	60"
Camlocks		yes	yes	yes	yes	yes
Rear Opening	Width	74 1/2"	74 1/2"	74 1/2"	90"	90"
	Height	67 1/2"	67 1/2"	67 1/2"	69 1/2"	69 1/2"
12V Female/Male Connec.		7 way	7 way	7 way	7 way	7 way
Prefinished Aluminum Skin		.030	.030	.030	.030	.030
Interior Walls	Top	Unfinished	Unfinished	Unfinished	Unfinished	Unfinished
	Bottom	3/8" plywood	3/8" plywood	3/8" plywood	3/8" plywood	3/8" plywood
3/4" Plywood Floor		Wolmanized	Wolmanized	Wolmanized	Wolmanized	Wolmanized
Front Jack		swing-up	swing-up	swing-up	swing-up	swing-up
DOT Lighting/Dbi Bulb		yes	yes	yes	yes	yes
Safety Chains and Hooks		yes	yes	yes	yes	yes
White Spoke Wheels		yes	yes	yes	yes	yes
Aluminum Fenders		yes	yes	yes	n/a	n/a
Breakaway Kit		yes	yes	yes	yes	yes
14" x 14" Non-Powered Roof Vent		1	1	1	1	1
32" Camlock C/S Door		1	1	1	1	1
Chrome Nose		yes	yes	yes	yes	yes
Stoneguard		yes	yes	yes	yes	yes
D-Ring Tiedowns		yes	yes	yes	yes	yes
12V Dome Light & Switch		yes	yes	yes	yes	yes
Number of 8' Sleds		2	3	4	2	4
Floor Crossmembers = 24" OC		Wall Studs = 16" OC			Roof Trusses = 16" OC	



Red



Indigo Blue



Black




Charcoal



Brandywine



White



Metallic Silver



Dove Gray



Forest Green



Champagne Beige

Rev 402

Haulmark's Commitment to Quality

For over 20 years Haulmark has constructed the best-built trailers in America. We recognize and value the importance of strength, durability and quality and strive to give our customers nothing less.

Haulmark designs and construction reflect a tradition of total commitment to quality. Come see why Haulmark is "the best name behind you for the long haul."



Aluminum Frame Construction

800-348-7530 • www.haulmark.com

Indiana • Pennsylvania • Utah • Georgia • Arizona

DEALER IMPRINT



Manufacturer of Steel Frame Trailers of Quality

All of the information printed was based on the latest product information available at the time of publication. Haulmark reserves the right to make changes at any time in prices, colors, materials, equipment, specifications and models and to discontinue models without notice or obligation. Photos may show optional equipment which is not a standard item on a particular unit. Please see your dealer for complete details about standard and optional equipment.

© Copyright 1998 Haulmark Industries, Inc.