

Airstar



P O P U L A R O P T I O N S

ATP Stoneguard

Smooth White Aluminum or White Vinyl Wall Covering

ATP Checkerboard Marble or Extruded Aluminum Flooring

Electric Front Jack

D-ring Tie Downs

RV Doors

Windows



T H E B E S T N A M E B E H I N D Y O U F O R T H E L O N G H A U L

Airstar Specifications

Model		AS85X16WT2	AS85X18WT2	AS85X20WT2	AS85X22WT2	AS85X24WT2	AS85X16WT3	AS85X18WT3	AS85X20WT3	AS85X22WT3	AS85X24WT3	AS85X26WT3
Overall	Length	19'7"	21' 7"	23'7"	25'7"	27'7"	19'7"	21'7"	23'7"	25'7"	27'7"	29'7"
	Width	102"	102"	102"	102"	102"	102"	102"	102"	102"	102"	102"
	Height	103"	103"	103"	103"	103"	103"	103"	103"	103"	103"	103"
Interior	Length	16'4"	18'4"	20'4"	22'4"	24'4"	16'4"	18'4"	20'4"	22'4"	24'4"	26'4"
	Width	96"	96"	96"	96"	96"	96"	96"	96"	96"	96"	96"
	Height	79"	79"	79"	79"	79"	79"	79"	79"	79"	79"	79"
Width Between Wheel Wells		82"	82"	82"	82"	82"	82"	82"	82"	82"	82"	82"
Platform Height		21"	21"	21"	21"	21"	22"	22"	22"	22"	22"	22"
Torflex EZ Lube Axles												
	Quantity	tandem	tandem	tandem	tandem	tandem	tandem	tandem	tandem	tandem	tandem	tandem
	Total Capacity	7000	7000	7000	7000	7000	10000	10000	10000	10000	10000	10000
	Type	drop	drop	drop	drop	drop	drop	drop	drop	drop	drop	drop
Brakes		4 wheel electric	4 wheel electric	4 wheel electric	4 wheel electric	4 wheel electric	4 wheel electric	4 wheel electric	4 wheel electric	4 wheel electric	4 wheel electric	4 wheel electric
Tire Size		ST205/R15 15"	ST205/R15 15"	ST205/R15 15"	ST205/R15 15"	ST205/R15 15"	ST225/R15 15"	ST225/R15 15"	ST225/R15 15"	ST225/R15 15"	ST225/R15 15"	ST225/R15 15"
Tire Load Range		C	C	C	C	C	D	D	D	D	D	D
Wheel Bolt Pattern		5 - 4 1/2	5 - 4 1/2	5 - 4 1/2	5 - 4 1/2	5 - 4 1/2	6 - 5 1/2	6 - 5 1/2	6 - 5 1/2	6 - 5 1/2	6 - 5 1/2	6 - 5 1/2
Hitch Ball Size		2 5/16"	2 5/16"	2 5/16"	2 5/16"	2 5/16"	2 5/16"	2 5/16"	2 5/16"	2 5/16"	2 5/16"	2 5/16"
Hitch Height to Top of Ball		19"	19"	19"	19"	19"	20"	20"	20"	20"	20"	20"
Hitch Weight		285	295	305	315	325	280	310	340	370	400	430
Curb Weight		2860	3140	3420	3700	3980	2920	3220	3520	3820	4120	4420
GVWR		7000	7000	7000	7000	7000	10000	10000	10000	10000	10000	10000
Payload Capacity (Avg.)		4140	3860	3580	3300	3020	7080	6780	6480	6180	5880	5580
Rear Door		ramp*	ramp*	ramp*	ramp*	ramp*	ramp*	ramp*	ramp*	ramp*	ramp*	ramp*
Camlocks		yes	yes	yes	yes	yes	yes	yes	yes	yes	yes	yes
Rear Opening	Width	90"	90"	90"	90"	90"	90"	90"	90"	90"	90"	90"
	Height	74 1/4"	74 1/4"	74 1/4"	74 1/4"	74 1/4"	74 1/4"	74 1/4"	74 1/4"	74 1/4"	74 1/4"	74 1/4"
12V Male Connec.		7 way	7 way	7 way	7 way	7 way	7 way	7 way	7 way	7 way	7 way	7 way
Fiberglass Front Cap		yes	yes	yes	yes	yes	yes	yes	yes	yes	yes	yes
Prefinished Aluminum Skin		.030	.030	.030	.030	.030	.030	.030	.030	.030	.030	.030
Interior Walls		3/8" ply	3/8" ply	3/8" ply	3/8" ply	3/8" ply	3/8" ply	3/8" ply	3/8" ply	3/8" ply	3/8" ply	3/8" ply
Floor		3/4" ply	3/4" ply	3/4" ply	3/4" ply	3/4" ply	3/4" ply	3/4" ply	3/4" ply	3/4" ply	3/4" ply	3/4" ply
Front Jack		yes	yes	yes	yes	yes	yes	yes	yes	yes	yes	yes
DOT Lighting/DbI Bulb		yes	yes	yes	yes	yes	yes	yes	yes	yes	yes	yes
Safety Chains and Hooks		yes	yes	yes	yes	yes	yes	yes	yes	yes	yes	yes
White Spoke Wheels		yes	yes	yes	yes	yes	yes	yes	yes	yes	yes	yes
Aluminum Fender Flares		yes	yes	yes	yes	yes	yes	yes	yes	yes	yes	yes
3rd Member in Hitch		yes	yes	yes	yes	yes	yes	yes	yes	yes	yes	yes
Breakaway Kit		yes	yes	yes	yes	yes	yes	yes	yes	yes	yes	yes
Beavertail		yes	yes	yes	yes	yes	yes	yes	yes	yes	yes	yes
Curbside Door		24"	32"	36"	36"	36"	24"	32"	36"	36"	36"	36"
(2) 12V Lights & Switch		yes	yes	yes	yes	yes	yes	yes	yes	yes	yes	yes
White Ceiling Liner		yes	yes	yes	yes	yes	yes	yes	yes	yes	yes	yes
1-Piece Aluminum Roof		opt.	opt.	opt.	opt.	opt.	opt.	opt.	opt.	opt.	opt.	opt.
Insulated Roof		opt.	opt.	opt.	opt.	opt.	opt.	opt.	opt.	opt.	opt.	opt.
Floor Crossmembers = 16" OC			Wall Studs = 16" OC				Roof Bows = 16" OC					

* Rear Ramp Door with Spring Assist

**Trailer Weights Will Vary When Optional Equipment is Added


Rev 302




Red



Indigo Blue



Black




Charcoal



Brandywine



White



Metallic Silver



Dove Gray



Forest Green



Champagne Beige

Haulmark's Commitment to Quality

For over 20 years Haulmark has constructed the best-built trailers in America. We recognize and value the importance of strength, durability and quality and strive to give our customers nothing less.

Haulmark designs and construction reflect a tradition of total commitment to quality. Come see why Haulmark is "the best name behind you for the long haul."

800-348-7530 • www.haulmark.com

Indiana Pennsylvania Utah Georgia Arizona

DEALER IMPRINT

All of the information printed was based on the latest product information available at the time of publication. Haulmark reserves the right to make changes at any time in prices, colors, materials, equipment, specifications and models and to discontinue models without notice or obligation. Photos may show optional equipment which is not a standard item on a particular unit. Please see your dealer for complete details about standard and optional equipment.



Manufacturer of Steel Frame Trailers of Quality

© Copyright 1998 Haulmark Industries, Inc.